




TEXTURINO

Shift - when drawing with Texture Brush Tool constrains the direction of the brush stroke to 45-degree angles around the constrain angle

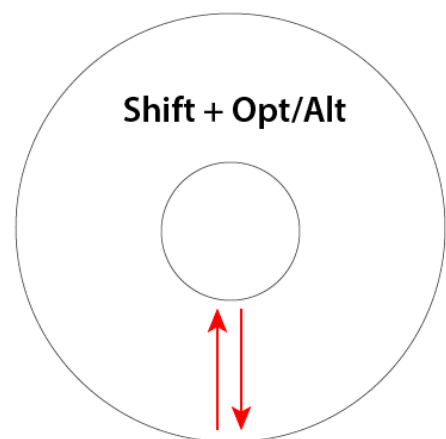


Shift 

Open/Close square brackets* - decreases/increases the Texture Brush size




Shift + Opt+Alt - changes the Texture Brush size by moving the cursor up or down




* Please note, if you have set your bracket keys for another function, this shortcut will not work

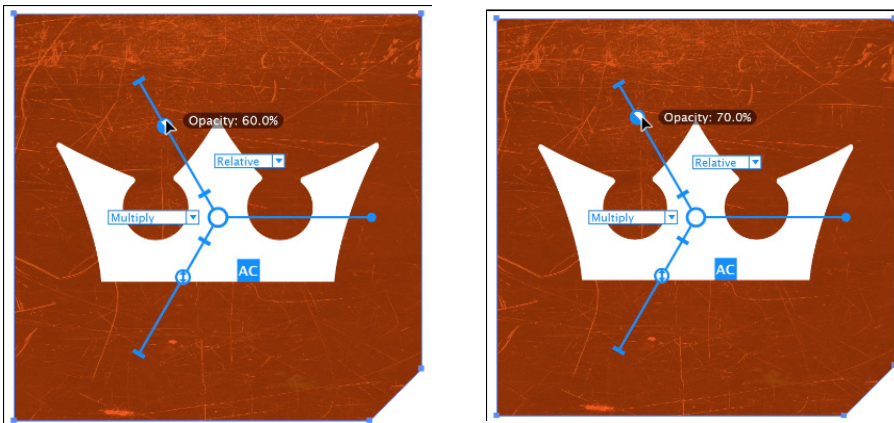
Keyboard numbers 1, 2, 3, 4, 5, 6, 7, 8, and 9 when drawing - sets Texture Brush opacity from 10% to 90%



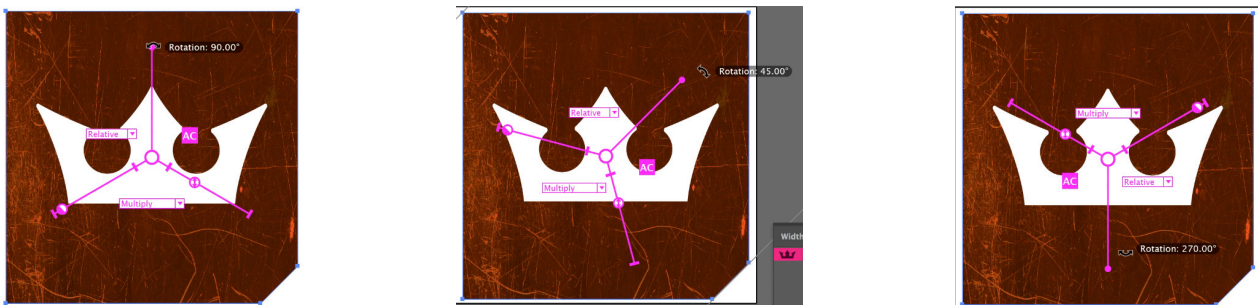
D and E - changes drawing and erasing annotation color of Texture and Opacity brushes



When holding the SHIFT key down and clicking on the opacity annotation control, the opacity changes in 10% increments



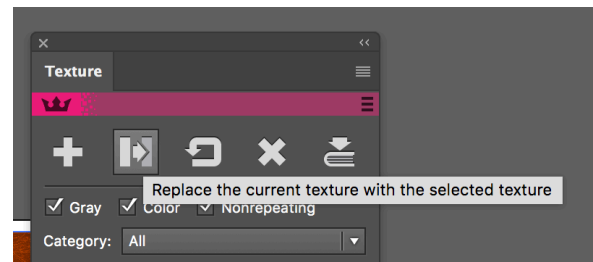
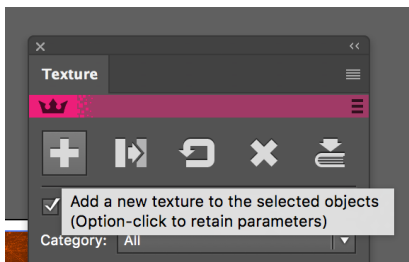
When holding the SHIFT key down and clicking on the rotation annotation control, the rotation changes in 45 degree increments



 **TEXTURINO**

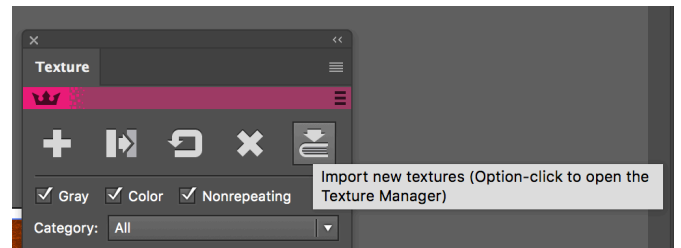
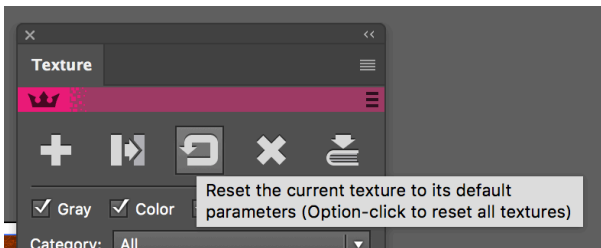
Holding down Option + Click on the 'Add new texture' button enables you to retain parameters

There is no 'Option + Click for 'replace current texture with the selected texture'



Holding down Option + Click on the 'Reset current texture' button enables you to reset all textures.

Holding down Option + Click on the 'Import new textures' button enables you to open the Texture Manager



Holding down 'C' key when clicking on the annotation sliders changes the annotation colour.

